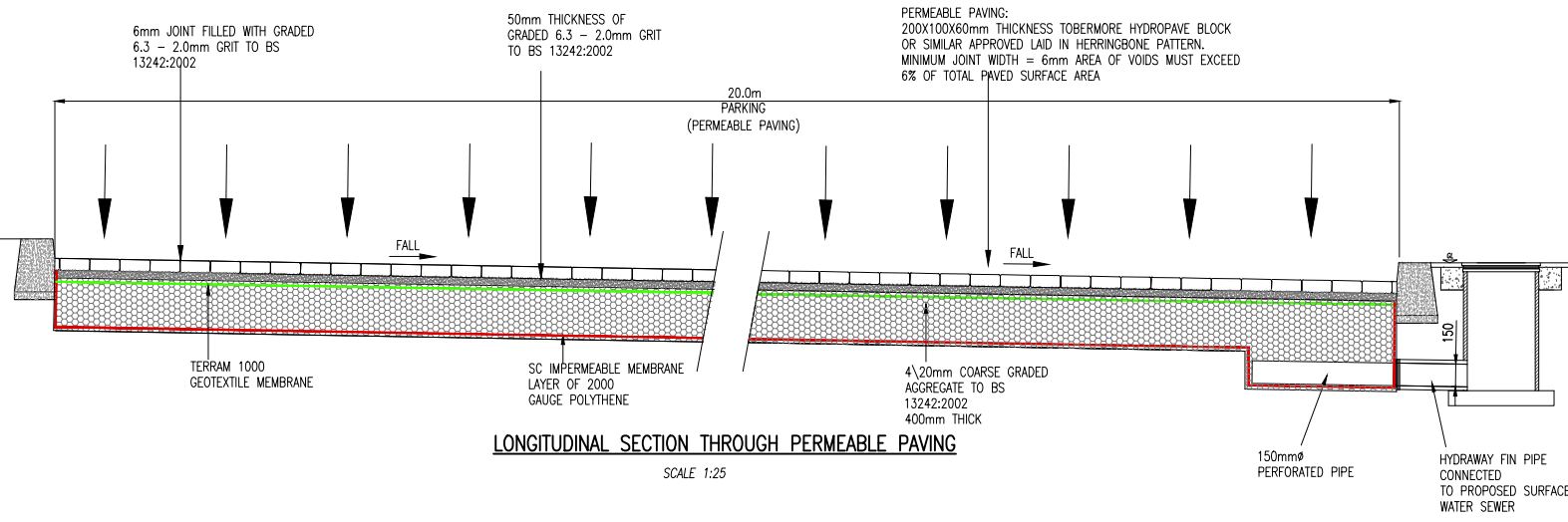
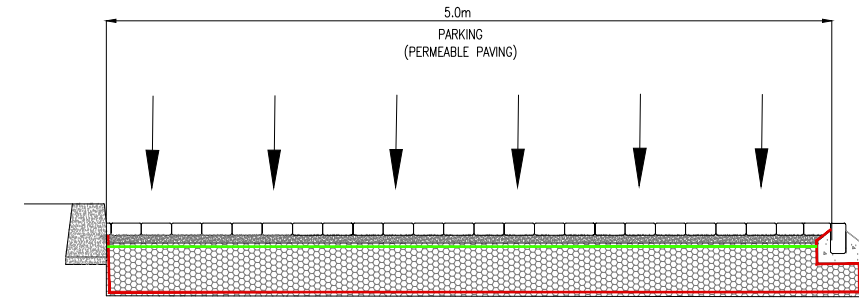


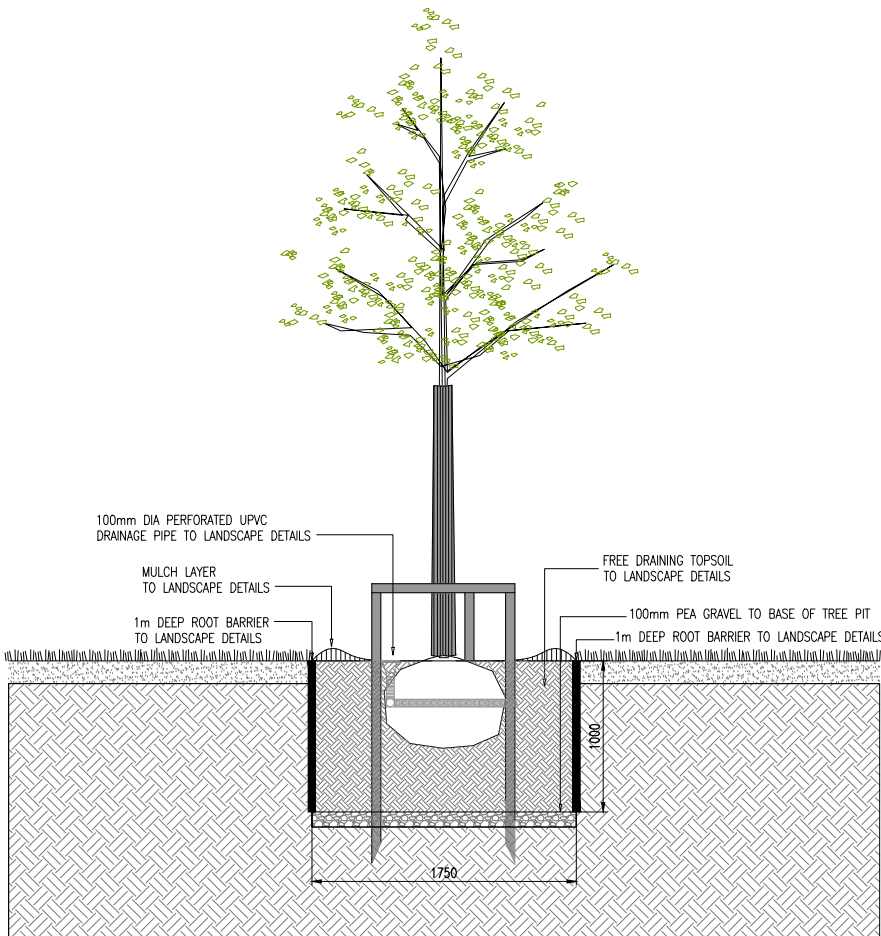
- NOTES:
- DO NOT SCALE. USE FIGURED DIMENSIONS ONLY.
  - THIS DRAWING IS TO BE READ IN CONJUNCTION WITH ALL OTHER RELEVANT ARCHITECTURAL AND ENGINEERING DRAWINGS.



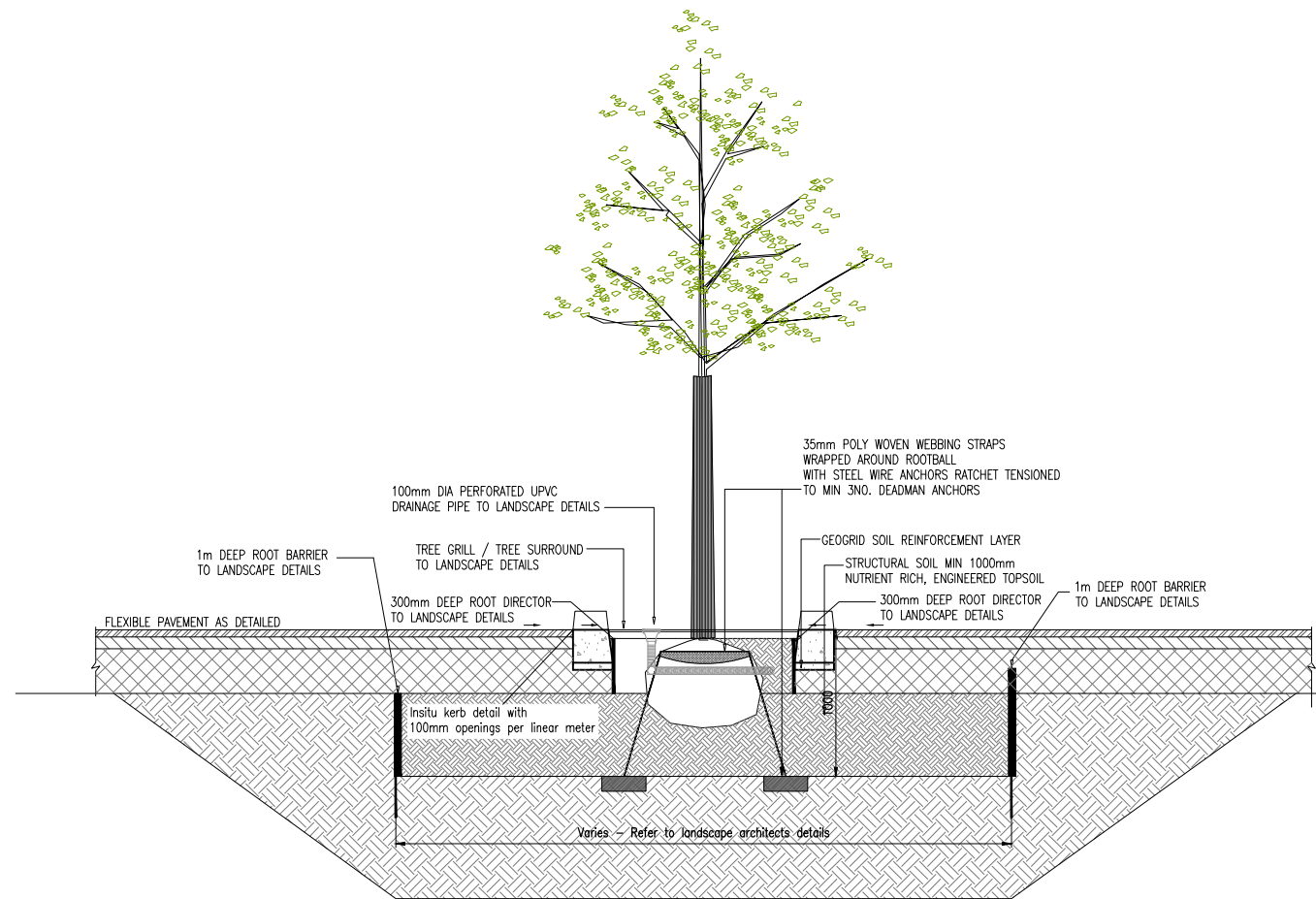
LONGITUDINAL SECTION THROUGH PERMEABLE PAVING  
SCALE 1:25



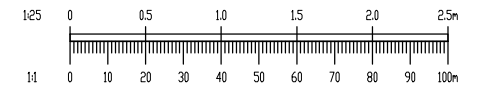
CROSS SECTION THROUGH PERMEABLE PAVING  
SCALE 1:25



SUDS DETAIL  
TYPICAL SECTION THROUGH TREE PIT  
SCALE 1:25



SUDS DETAIL  
TYPICAL SECTION THROUGH TREE PIT  
SCALE 1:25



REV.	DATE	AMENDMENT	DRN	APPD

STATUS **FOR PLANNING ONLY  
NOT FOR CONSTRUCTION**

**Waterman Moylan**  
Engineering Consultants  
BLOCK S, EASTPOINT BUSINESS PARK, ALFIE BYRNE ROAD,  
DUBLIN D03 H3F4 IRELAND. Tel: (01) 604 8900  
Email: info@waterman-moylan.ie www.waterman-moylan.ie

CLIENT **KW PRS ICAV ACTING FOR AND ON BEHALF OF ITS SUB-FUND KW PRS FUND 10**  
ARCHITECT **O'MAHONY PIKE ARCHITECTS**

PROJECT **LANDS AT THE GRANGE,  
BREWERY ROAD, STILLORGAN,  
BLACKROCK,  
CO. DUBLIN.**

TITLE **SUDS DRAINAGE DETAILS  
SHEET 1 OF 2**

DRAWN <b>G.Byrne</b>	DESIGNED <b>EC</b>	APPROVED <b>JG</b>	DATE <b>AUG. '19</b>
SCALE <b>AS SHOWN @A1</b>	JOB NO. <b>18-093</b>	DRG. NO. <b>P206</b>	REVISION

© 2017. This drawing is copyright. No part of this document may be reproduced or transmitted in any form or stored in any retrieval system of any nature without the written permission of the consulting engineer in copyright holder except as agreed for use on the project for which the document was originally issued.